



**Oil Spill Liability
Trust Fund
70X8185
Investment Reporting
FY 2024
November 30, 2023
Period Name: 2024-02
Table of Contents**

	Page(s)
Investment Reports - 70X8185	2-6
Investment Reports - 70X81851	7-10
Investment Reports - 70X81852	11-14
Trial Balance(s)	15-18
Balance Sheet	19-22
Income Statement	23-26
Monthly Activity	27-30
Footnotes	31-32

**Oil Spill Liability Trust Fund
Investment Summary
70X81850 - Oil Spill
FY 2024
November 30, 2023
Period Name: 2024-02**

Summary of Investment Activity

Beginning Investment Balance	9,076,251,590.75
Investment Transaction Activity Per Actual Date Completed	
Total Purchases	47,125,150,311.03
Total Maturities	(47,048,043,119.66)
Total Sells	-
Total Investment Transactions	77,107,191.37
Transactions that affect Buy/Sell Investment Activity	
Total Initial Discount	(4,921,667.42)
Total Initial Premium	-
Total Amortization Cost	(8,139,036.78)
Total Income Earn One Day	(9,992,094.54)
Total Income on Market Based Investments	(5,762,693.73)
	<hr/>
	(28,815,492.47)
Monthly Receipts/Disbursement/Residual	
Additions	(51,495,049.28)
Subtractions	1,803,348.48
Residual/ Activity in USSGL 1010	1,400,001.90
	<hr/>
	(48,291,698.90)
Total Transactions that affect Investment Balance	(77,107,191.37)
Ending Investment Balance	9,153,358,782.12

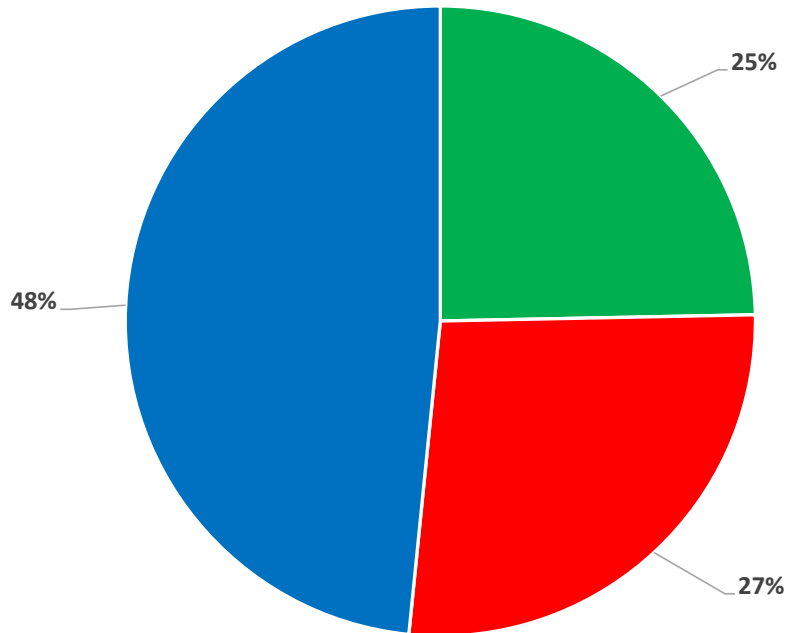
Security Balances

Security Number	Type	Security Description	Maturity Date	Interest Rate/ Coupon Rate	Amount Shar/Par	Initial Discount	Initial Premium	Amortization	Accrued Income	Estimated Next Coupon Amount	Next Coupon Date	Yield to Maturity	Weighted Yield to Maturity
912796CX5	BILLS	MK BILL 04/18/2024	4/18/24	0.000%	170,529,770.89	(5,187,657.17)	-	1,729,219.06	-	-	-	5.38%	0.10%
912796Z28	BILLS	MK BILL 02/22/2024	2/22/24	0.000%	403,935,201.23	(12,730,244.07)	-	7,956,402.54	-	-	-	5.23%	0.23%
912796ZIN2	BILLS	MK BILL 12/28/2023	12/28/23	0.000%	381,537,659.76	(10,540,615.02)	-	9,223,038.14	-	-	-	4.57%	0.19%
912796ZY8	BILLS	MK BILL 01/25/2024	1/25/24	0.000%	344,277,854.04	(10,250,298.16)	-	7,687,723.62	-	-	-	4.93%	0.19%
912797FH5	BILLS	MK BILL 05/16/2024	5/16/24	0.000%	456,407,699.51	(14,838,320.92)	-	3,709,580.23	-	-	-	5.40%	0.27%
912797FS1	BILLS	MK BILL 06/13/2024	6/13/24	0.000%	287,158,020.77	(9,175,017.51)	-	1,146,877.19	-	-	-	5.30%	0.17%
912797LL9	BILLS	MK BILL 03/21/2024	3/21/24	0.000%	419,598,412.66	(13,302,201.19)	-	6,651,100.60	-	-	-	5.26%	0.24%
9128283J7	NOTES	MK NOTE 2.125% 11/30/2024	11/30/24	2.125%	361,721,033.95	(14,073,208.98)	-	7,524,720.20	-	3,843,285.99	5/31/2024	3.99%	0.16%
912828D56	NOTES	MK NOTE 2.375% 08/15/2024	8/15/24	2.375%	55,038,246.59	-	2,708,913.70	(2,311,067.51)	380,070.50	653,579.18	2/15/2024	1.34%	0.01%
912828J27	NOTES	MK NOTE 2.000% 02/15/2025	2/15/25	2.000%	277,288,810.55	-	21,489,882.82	(16,134,367.12)	1,612,494.71	2,772,888.11	2/15/2024	0.39%	0.01%
912828V80	NOTES	MK NOTE 2.250% 01/31/2024	1/31/24	2.250%	295,627,873.96	-	1,016,220.82	(978,693.25)	2,205,159.01	3,325,813.58	1/31/2024	2.17%	0.07%
912828V98	NOTES	MK NOTE 2.250% 02/15/2027	2/15/27	2.250%	264,535,177.83	(7,109,382.91)	-	2,166,733.49	1,730,620.76	2,976,020.75	2/15/2024	2.86%	0.08%
912828X70	NOTES	MK NOTE 2.000% 04/30/2024	4/30/24	2.000%	296,967,781.42	-	1,902,449.85	(1,731,609.25)	489,507.33	2,969,677.81	4/30/2024	1.86%	0.06%
912828XZ8	NOTES	MK NOTE 2.750% 06/30/2025	6/30/25	2.750%	94,581,882.43	-	11,453,274.82	(7,865,961.77)	1,081,394.76	1,300,500.88	12/31/2023	0.34%	0.00%
912828YH7	NOTES	MK NOTE 1.500% 09/30/2024	9/30/24	1.500%	148,142,514.12	(277,767.21)	-	229,346.80	370,356.29	1,111,068.86	3/31/2024	1.54%	0.02%
912828ZE3	NOTES	MK NOTE 0.625% 03/31/2027	3/31/27	0.625%	248,668,983.40	(28,208,387.81)	-	7,287,200.13	259,030.19	777,090.57	3/31/2024	3.31%	0.09%
91282CAB7	NOTES	MK NOTE 0.250% 07/31/2025	7/31/25	0.250%	90,737,677.95	-	141,777.62	(94,372.03)	75,203.78	113,422.10	1/31/2024	0.22%	0.00%
91282CAJ0	NOTES	MK NOTE 0.250% 08/31/2025	8/31/25	0.250%	306,340,076.44	(287,193.82)	-	185,557.93	191,462.55	382,925.10	2/29/2024	0.27%	0.01%
91282CAZ4	NOTES	MK NOTE 0.375% 11/30/2025	11/30/25	0.375%	95,501,341.60	-	44,766.25	(26,786.10)	-	179,065.02	5/31/2024	0.37%	0.00%
91282CB03	NOTES	MK NOTE 0.500% 02/28/2026	2/28/26	0.500%	66,194,233.47	(692,970.88)	-	378,291.27	82,742.79	165,485.58	2/29/2024	0.71%	0.01%
91282CBT7	NOTES	MK NOTE 0.750% 03/31/2026	3/31/26	0.750%	302,002,000.97	(2,076,263.76)	-	1,090,654.84	377,502.50	1,132,507.50	3/31/2024	0.89%	0.03%
91282CBW0	NOTES	MK NOTE 0.750% 04/30/2026	4/30/26	0.750%	152,359,350.02	-	999,858.24	(487,354.75)	94,178.17	571,347.56	4/30/2024	0.61%	0.01%
91282CCG4	NOTES	MK NOTE 0.250% 06/15/2024	6/15/24	0.250%	146,284,675.32	(3,885,686.69)	-	19,351.35	167,867.66	182,855.84	12/15/2023	5.30%	0.08%
91282CCJ8	NOTES	MK NOTE 0.875% 06/30/2026	6/30/26	0.875%	169,426,441.86	(2,356,086.45)	-	1,035,738.76	616,357.74	741,240.68	12/31/2023	1.18%	0.02%
91282CCW9	NOTES	MK NOTE 0.750% 08/31/2026	8/31/26	0.750%	61,771,339.91	(1,216,123.26)	-	504,297.36	115,821.26	231,642.52	2/29/2024	1.18%	0.01%
91282CDG3	NOTES	MK NOTE 1.125% 10/31/2026	10/31/26	1.125%	205,275,269.20	(7,473,302.77)	-	2,763,257.37	190,330.78	1,154,673.39	4/30/2024	1.94%	0.04%
91282CEN7	NOTES	MK NOTE 2.750% 04/30/2027	4/30/27	2.750%	45,504,880.35	(2,253,913.61)	-	442,027.15	103,136.06	625,692.10	4/30/2024	4.01%	0.02%
91282CET4	NOTES	MK NOTE 2.625% 05/31/2027	5/31/27	2.625%	31,189,545.56	(1,340,175.79)	-	241,376.52	-	409,362.79	5/31/2024	3.71%	0.01%
91282CEW7	NOTES	MK NOTE 3.250% 06/30/2027	6/30/27	3.250%	61,722,274.02	(1,205,513.16)	-	177,533.86	834,005.46	1,002,986.95	12/31/2023	3.75%	0.03%
91282CFB2	NOTES	MK NOTE 2.750% 07/31/2027	7/31/27	2.750%	472,723,282.58	(28,289,533.94)	-	2,602,922.09	4,309,746.23	6,499,945.14	1/31/2024	4.37%	0.23%
91282CFU0	NOTES	MK NOTE 4.125% 10/31/2027	10/31/27	4.125%	180,916,517.72	(4,381,571.91)	-	160,319.20	615,066.46	3,731,403.18	4/30/2024	4.79%	0.09%
ONE DAY	11/30/2023	ONE DAY	ONE DAY	5.400%	12/01/2023	12/1/23	5.400%	2,259,392,952.04	-	-	-	5.40%	1.33%

Oil Spill Liability Trust Fund
70X81850 - Oil Spill
FY 2024
November 30, 2023
Period Name: 2024-02

Investment Allocation

■ ONE DAY ■ BILLS ■ NOTES

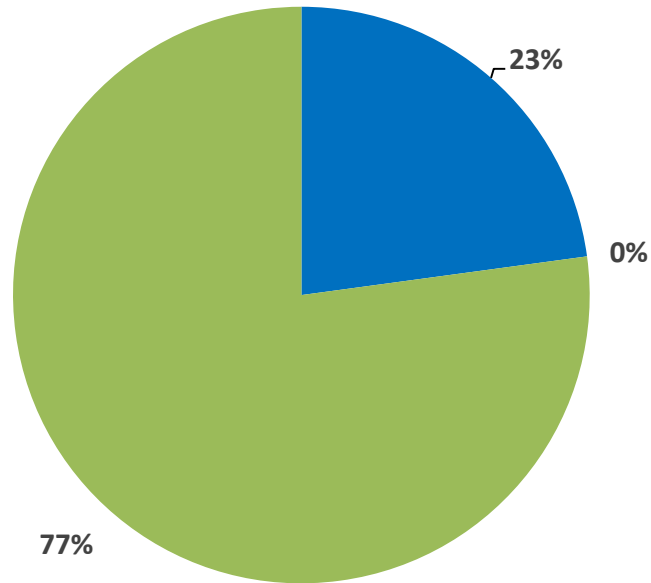


Investment Allocation		
Type	Amount Shar/Par	Percentage
ONE DAY	2,259,392,952.04	25%
BILLS	2,463,444,618.86	27%
NOTES	4,430,521,211.22	48%
Total	9,153,358,782.12	100%

Oil Spill Liability Trust Fund
70X81851 - Denali
FY 2024
November 30, 2023
Period Name: 2024-02

Investment Allocation

■ ONE DAY ■ BILLS ■ NOTES

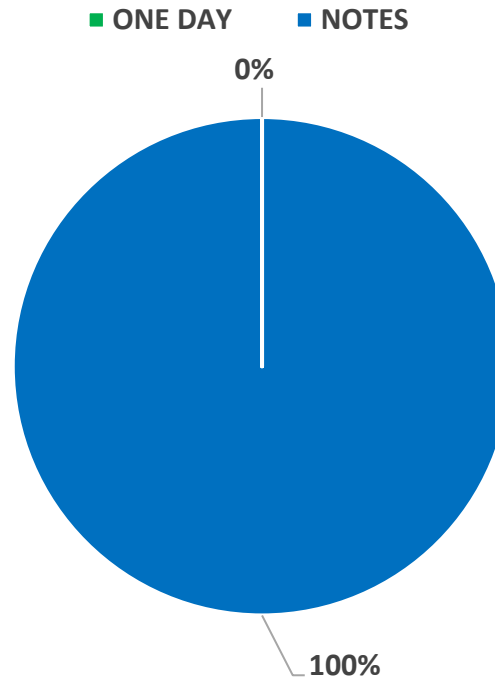


Investment Allocation		
Type	Amount Shar/Par	Percentage
ONE DAY	41,397,036.90	23%
NOTES	139,689,385.98	77%
Total	181,086,422.88	100%

-

Oil Spill Liability Trust Fund
70X81852 - OSRI
FY 2024
November 30, 2023
Period Name: 2024-02

Investment Allocation



Investment Allocation		
Type	Amount Shar/Par	Percentage
ONE DAY	-	0%
NOTES	35,394,783.15	100%
Total	35,394,783.15	100%

Oil Spill Liability Trust Fund
Investment Related - Trial Balance - Unaudited
70X8185 - Combined
FY 2024
November 1, 2023 through November 30, 2023
Period Name: 2024-02

USSGL	COST CENTER	USSGL/COST CENTER DESCRIPTION	MANDATORY(M)/DISCRETIONARY(D) BALANCE(B)/NEW(N), COMBINATION(X)	BEGINNING MONTHLY BALANCE	NET MONTHLY ACTIVITY	YEAR TO DATE BALANCE
101000	-	FUND BALANCE WITH TREASURY	-	-1,375,567.73	1,400,001.90	24,434.17
134200	-	INTEREST RECEIVABLE - INVESTMENTS	-	17,180,132.25	-1,117,287.82	16,062,844.43
161000	-	INVESTMENTS IN U.S. TREASURY SECURITIES ISSUED BY THE BUREAU OF THE FISCAL SERVICE	-	9,293,767,238.26	76,072,749.89	9,369,839,988.15
161100	-	DISCOUNT ON U.S. TREASURY SECURITIES ISSUED BY THE BUREAU OF THE FISCAL SERVICE	-	-177,376,919.10	-4,928,630.06	-182,305,549.16
161200	-	PREMIUM ON U.S. TREASURY SECURITIES ISSUED BY THE BUREAU OF THE FISCAL SERVICE	-	43,595,445.62	-11,810.25	43,583,635.37
161300	-	AMORTIZATION OF DISCOUNT AND PREMIUM ON U.S. TREASURY SECURITIES ISSUED BY THE BUREAU OF THE FISCAL SERVICE	-	29,834,633.73	3,486,256.39	33,320,890.12
331000	-	CUMULATIVE RESULTS OF OPERATIONS	-	-9,185,693,258.57	0.00	-9,185,693,258.57
Subtotal				19,931,704.46	74,901,280.05	94,832,984.51
411400	TFMA53110010	INTEREST ON INVESTMENTS	DN	42,643,337.98	26,003,482.96	68,646,820.94
	TFMA53200100	FINES & PENALTIES (.001), (.003)	DN	4,950.00	6,764.74	11,714.74
	TFMA58044200	EXCISE TAXES	DN	10,936,000.00	50,525,000.00	61,461,000.00
	TFMA59000800	COST RECOVERIES (.004)	DN	45,483.76	134,227.89	179,711.65
Subtotal				53,629,771.74	76,669,475.59	130,299,247.33
412900	TFMA57652100	TRANSFER TO DENALI COMMISSION	DN	0.00	-2,322,005.38	-2,322,005.38
	TFMA57652700	TRANSFERS TO COAST GUARD - 70X8312	DN	-18,000,000.00	0.00	-18,000,000.00
	TFMA57652800	TRANSFERS TO COAST GUARD - 70X8349	DN	-1,904,118.84	-1,803,348.48	-3,707,467.32
Subtotal				-19,904,118.84	-4,125,353.86	-24,029,472.70
420100	-	PRIOR YEAR DELIVERED ORDERS - OBLIGATIONS-PAID	DB	-3,148.98	0.00	-3,148.98
	-	PRIOR YEAR DELIVERED ORDERS - OBLIGATIONS-PAID	DN	-2,030,097.97	0.00	-2,030,097.97
	-	TOTAL ACTUAL RESOURCES - COLLECTED	DB	87,166,116.63	0.00	87,166,116.63
	-	TOTAL ACTUAL RESOURCES - COLLECTED	DN	8,996,156,228.85	0.00	8,996,156,228.85
Subtotal				9,081,289,098.53	0.00	9,081,289,098.53
439400	TFMA53110010	INTEREST ON INVESTMENTS	DN	-42,643,337.98	-26,003,482.96	-68,646,820.94
	TFMA53200100	FINES & PENALTIES (.001), (.003)	DN	-4,950.00	-6,764.74	-11,714.74
	TFMA57652100	TRANSFER TO DENALI COMMISSION	DN	0.00	2,322,005.38	2,322,005.38
	TFMA57652700	TRANSFERS TO COAST GUARD - 70X8312	DN	18,000,000.00	0.00	18,000,000.00
	TFMA57652800	TRANSFERS TO COAST GUARD - 70X8349	DN	1,904,118.84	1,803,348.48	3,707,467.32
	TFMA58044200	EXCISE TAXES	DN	-10,936,000.00	-50,525,000.00	-61,461,000.00
	TFMA59000800	COST RECOVERIES (.004)	DN	-45,483.76	-134,227.89	-179,711.65
	XXXXXXXXXXXX	RECEIPTS UNAVAILABLE FOR OBLIGATION UPON COLLECTION	XX	-9,081,289,098.53	0.00	-9,081,289,098.53
Subtotal				-9,115,014,751.43	-72,544,121.73	-9,187,558,873.16
Subtotal	531100	TFMA53110010 INTEREST ON INVESTMENTS	-	-28,849,389.54	-28,360,641.28	-57,210,030.82
Subtotal	532000	TFMA53200100 FINES & PENALTIES (.001), (.003)	-	-4,950.00	-6,764.74	-11,714.74
Subtotal				-4,950.00	-6,764.74	-11,714.74
576500	TFMA57652100	TRANSFER TO DENALI COMMISSION	-	0.00	2,322,005.38	2,322,005.38
	TFMA57652700	TRANSFERS TO COAST GUARD - 70X8312	-	18,000,000.00	0.00	18,000,000.00
	TFMA57652800	TRANSFERS TO COAST GUARD - 70X8349	-	1,904,118.84	1,803,348.48	3,707,467.32
Subtotal				19,904,118.84	4,125,353.86	24,029,472.70
580400	TFMA58044200	EXCISE TAXES	-	-10,936,000.00	-50,525,000.00	-61,461,000.00
Subtotal				-10,936,000.00	-50,525,000.00	-61,461,000.00
590000	TFMA59000800	COST RECOVERIES (.004)	-	-45,483.76	-134,227.89	-179,711.65
Subtotal				-45,483.76	-134,227.89	-179,711.65
Grand Total				0.00	0.00	0.00

Oil Spill Liability Trust Fund
Investment Related - Trial Balance - Unaudited
70X81850 - Oil Spill
FY 2024
November 1, 2023 through November 30, 2023
Period Name: 2024-02

USSGL	COST CENTER	USSGL/COST CENTER DESCRIPTION	MANDATORY(M)/DISCRETIONARY(D) BALANCE(B)/NEW(N), COMBINATION(XX)	BEGINNING MONTHLY BALANCE	NET MONTHLY ACTIVITY	YEAR TO DATE BALANCE
101000	-	FUND BALANCE WITH TREASURY	-	-1,375,567.73	1,400,001.90	24,434.17
134200	-	INTEREST RECEIVABLE - INVESTMENTS	-	15,415,709.56	486,345.43	15,902,054.99
161000	-	INVESTMENTS IN U.S. TREASURY SECURITIES ISSUED BY THE BUREAU OF THE FISCAL SERVICE	-	9,076,251,590.75	77,107,191.37	9,153,358,782.12
161100	-	DISCOUNT ON U.S. TREASURY SECURITIES ISSUED BY THE BUREAU OF THE FISCAL SERVICE	-	-176,229,769.57	-4,921,667.42	-181,151,436.99
161200	-	PREMIUM ON U.S. TREASURY SECURITIES ISSUED BY THE BUREAU OF THE FISCAL SERVICE	-	39,757,144.12	0.00	39,757,144.12
161300	-	AMORTIZATION OF DISCOUNT AND PREMIUM ON U.S. TREASURY SECURITIES ISSUED BY THE BUREAU OF THE FISCAL SERVICE	-	31,754,783.83	3,528,274.09	35,283,057.92
331000	-	CUMULATIVE RESULTS OF OPERATIONS	-	-8,966,107,823.36	0.00	-8,966,107,823.36
Subtotal				19,466,067.60	77,600,145.37	97,066,212.97
411400	TFMA53110010	INTEREST ON INVESTMENTS	DN	42,439,650.78	23,893,825.05	66,333,475.83
	TFMA53200100	FINES & PENALTIES (.001), (.003)	DN	4,950.00	6,764.74	11,714.74
	TFMA58044200	EXCISE TAXES	DN	10,936,000.00	50,525,000.00	61,461,000.00
	TFMA59000800	COST RECOVERIES (.004)	DN	45,483.76	134,227.89	179,711.65
Subtotal				53,426,084.54	74,559,817.68	127,985,902.22
412900	TFMA57652700	TRANSFERS TO COAST GUARD - 70X8312	DN	-18,000,000.00	0.00	-18,000,000.00
	TFMA57652800	TRANSFERS TO COAST GUARD - 70X8349	DN	-1,904,118.84	-974,291.83	-2,878,410.67
Subtotal				-19,904,118.84	-974,291.83	-20,878,410.67
420100	-	PRIOR YEAR DELIVERED ORDERS - OBLIGATIONS-PAID	DB	-3,148.98	0.00	-3,148.98
	-	PRIOR YEAR DELIVERED ORDERS - OBLIGATIONS-PAID	DN	-2,030,097.97	0.00	-2,030,097.97
	-	TOTAL ACTUAL RESOURCES - COLLECTED	DB	87,166,116.63	0.00	87,166,116.63
	-	TOTAL ACTUAL RESOURCES - COLLECTED	DN	8,779,991,418.07	0.00	8,779,991,418.07
Subtotal				8,865,124,287.75	0.00	8,865,124,287.75
439400	TFMA53110010	INTEREST ON INVESTMENTS	DN	-42,439,650.78	-23,893,825.05	-66,333,475.83
	TFMA53200100	FINES & PENALTIES (.001), (.003)	DN	-4,950.00	-6,764.74	-11,714.74
	TFMA57652700	TRANSFERS TO COAST GUARD - 70X8312	DN	18,000,000.00	0.00	18,000,000.00
	TFMA57652800	TRANSFERS TO COAST GUARD - 70X8349	DN	1,904,118.84	974,291.83	2,878,410.67
	TFMA58044200	EXCISE TAXES	DN	-10,936,000.00	-50,525,000.00	-61,461,000.00
	TFMA59000800	COST RECOVERIES (.004)	DN	-45,483.76	-134,227.89	-179,711.65
	XXXXXXXXXX	RECEIPTS UNAVAILABLE FOR OBLIGATION UPON COLLECTION	XX	-8,865,124,287.75	0.00	-8,865,124,287.75
Subtotal				-8,898,646,253.45	-73,585,525.85	-8,972,231,779.30
531100	TFMA53110010	INTEREST ON INVESTMENTS	-	-28,383,752.68	-27,908,444.57	-56,292,197.25
Subtotal				-28,383,752.68	-27,908,444.57	-56,292,197.25
532000	TFMA53200100	FINES & PENALTIES (.001), (.003)	-	-4,950.00	-6,764.74	-11,714.74
Subtotal				-4,950.00	-6,764.74	-11,714.74
576500	TFMA57652700	TRANSFERS TO COAST GUARD - 70X8312	-	18,000,000.00	0.00	18,000,000.00
	TFMA57652800	TRANSFERS TO COAST GUARD - 70X8349	-	1,904,118.84	974,291.83	2,878,410.67
Subtotal				19,904,118.84	974,291.83	20,878,410.67
580400	TFMA58044200	EXCISE TAXES	-	-10,936,000.00	-50,525,000.00	-61,461,000.00
Subtotal				-10,936,000.00	-50,525,000.00	-61,461,000.00
590000	TFMA59000800	COST RECOVERIES (.004)	-	-45,483.76	-134,227.89	-179,711.65
Subtotal				-45,483.76	-134,227.89	-179,711.65
Grand Total				0.00	0.00	0.00

Oil Spill Liability Trust Fund
Investment Related - Trial Balance - Unaudited
70X81851 - Denali
FY 2024
November 1, 2023 through November 30, 2023
Period Name: 2024-02

USSGL	COST CENTER	USSGL/COST CENTER DESCRIPTION	MANDATORY(M)/DISCRETIONARY(D) BALANCE(B)/NEW(N), COMBINATION(XX)	BEGINNING MONTHLY BALANCE	NET MONTHLY ACTIVITY	YEAR TO DATE BALANCE
101000	-	FUND BALANCE WITH TREASURY	-	0.00	0.00	0.00
134200	-	INTEREST RECEIVABLE - INVESTMENTS	-	1,395,657.94	-1,270,421.71	125,236.23
161000	-	INVESTMENTS IN U.S. TREASURY SECURITIES ISSUED BY THE BUREAU OF THE FISCAL SERVICE	-	181,701,192.88	-614,770.00	181,086,422.88
161100	-	DISCOUNT ON U.S. TREASURY SECURITIES ISSUED BY THE BUREAU OF THE FISCAL SERVICE	-	-893,969.14	0.00	-893,969.14
161200	-	PREMIUM ON U.S. TREASURY SECURITIES ISSUED BY THE BUREAU OF THE FISCAL SERVICE	-	3,720,287.51	0.00	3,720,287.51
161300	-	AMORTIZATION OF DISCOUNT AND PREMIUM ON U.S. TREASURY SECURITIES ISSUED BY THE BUREAU OF THE FISCAL SERVICE	-	-2,018,220.25	-55,139.01	-2,073,359.26
331000	-	CUMULATIVE RESULTS OF OPERATIONS	-	-183,510,130.82	0.00	-183,510,130.82
Subtotal				394,818.12	-1,940,330.72	-1,545,512.60
411400	TFMA53110010	INTEREST ON INVESTMENTS	DN	201,710.38	1,707,235.38	1,908,945.76
Subtotal				201,710.38	1,707,235.38	1,908,945.76
412900	TFMA57652100	TRANSFER TO DENALI COMMISSION	DN	0.00	-2,322,005.38	-2,322,005.38
Subtotal				0.00	-2,322,005.38	-2,322,005.38
420100	-	TOTAL ACTUAL RESOURCES - COLLECTED	DN	180,605,513.36	0.00	180,605,513.36
Subtotal				180,605,513.36	0.00	180,605,513.36
439400	TFMA53110010	INTEREST ON INVESTMENTS	DN	-201,710.38	-1,707,235.38	-1,908,945.76
	TFMA57652100	TRANSFER TO DENALI COMMISSION	DN	0.00	2,322,005.38	2,322,005.38
	XXXXXXXXXX	RECEIPTS UNAVAILABLE FOR OBLIGATION UPON COLLECTION	XX	-180,605,513.36	0.00	-180,605,513.36
Subtotal				-180,807,223.74	614,770.00	-180,192,453.74
531100	TFMA53110010	INTEREST ON INVESTMENTS	-	-394,818.12	-381,674.66	-776,492.78
Subtotal				-394,818.12	-381,674.66	-776,492.78
576500	TFMA57652100	TRANSFER TO DENALI COMMISSION	-	0.00	2,322,005.38	2,322,005.38
Subtotal				0.00	2,322,005.38	2,322,005.38
Grand Total				0.00	0.00	0.00

Oil Spill Liability Trust Fund
Investment Related - Trial Balance - Unaudited
70X81852 - OSRI
FY 2024
November 1, 2023 through November 30, 2023
Period Name: 2024-02

USSGL	COST CENTER	USSGL/COST CENTER DESCRIPTION	MANDATORY(M)/DISCRETIONARY(D) BALANCE(B)/NEW(N), COMBINATION(XX)	BEGINNING MONTHLY BALANCE	NET MONTHLY ACTIVITY	YEAR TO DATE BALANCE
101000	-	FUND BALANCE WITH TREASURY	-	0.00	0.00	0.00
134200	-	INTEREST RECEIVABLE - INVESTMENTS	-	368,764.75	-333,211.54	35,553.21
161000	-	INVESTMENTS IN U.S. TREASURY SECURITIES ISSUED BY THE BUREAU OF THE FISCAL SERVICE	-	35,814,454.63	-419,671.48	35,394,783.15
161100	-	DISCOUNT ON U.S. TREASURY SECURITIES ISSUED BY THE BUREAU OF THE FISCAL SERVICE	-	-253,180.39	-6,962.64	-260,143.03
161200	-	PREMIUM ON U.S. TREASURY SECURITIES ISSUED BY THE BUREAU OF THE FISCAL SERVICE	-	118,013.99	-11,810.25	106,203.74
161300	-	AMORTIZATION OF DISCOUNT AND PREMIUM ON U.S. TREASURY SECURITIES ISSUED BY THE BUREAU OF THE FISCAL SERVICE	-	98,070.15	13,121.31	111,191.46
331000	-	CUMULATIVE RESULTS OF OPERATIONS	-	-36,075,304.39	0.00	-36,075,304.39
Subtotal				70,818.74	-758,534.60	-687,715.86
411400	TFMA53110010	INTEREST ON INVESTMENTS	DN	1,976.82	402,422.53	404,399.35
Subtotal				1,976.82	402,422.53	404,399.35
412900	TFMA57652800	TRANSFERS TO COAST GUARD - 70X8349	DN	0.00	-829,056.65	-829,056.65
Subtotal				0.00	-829,056.65	-829,056.65
420100	-	TOTAL ACTUAL RESOURCES - COLLECTED	DN	35,559,297.42	0.00	35,559,297.42
Subtotal				35,559,297.42	0.00	35,559,297.42
439400	TFMA53110010	INTEREST ON INVESTMENTS	DN	-1,976.82	-402,422.53	-404,399.35
	TFMA57652800	TRANSFERS TO COAST GUARD - 70X8349	DN	0.00	829,056.65	829,056.65
	XXXXXXXXXX	RECEIPTS UNAVAILABLE FOR OBLIGATION UPON COLLECTION	XX	-35,559,297.42	0.00	-35,559,297.42
Subtotal				-35,561,274.24	426,634.12	-35,134,640.12
531100	TFMA53110010	INTEREST ON INVESTMENTS	-	-70,818.74	-70,522.05	-141,340.79
Subtotal				-70,818.74	-70,522.05	-141,340.79
576500	TFMA57652800	TRANSFERS TO COAST GUARD - 70X8349	-	0.00	829,056.65	829,056.65
Subtotal				0.00	829,056.65	829,056.65
Grand Total				0.00	0.00	0.00

Oil Spill Liability Trust Fund
Investment Related - Balance Sheet - Unaudited
70X8185 - Combined
FY 2024
November 30, 2023
Period Name: 2024-02

Account Type	Account Description	Ending Balance
ASSETS	FUND BALANCE WITH TREASURY	24,434.17
	INTEREST RECEIVABLE - INVESTMENTS	15,902,054.99
	INVESTMENTS IN U.S TREASURY SECURITIES ISSUED BY THE BUREAU OF THE FISCAL SERVICE	9,153,358,782.12
	DISCOUNT ON U.S. TREASURY SECURITIES ISSUED BY THE BUREAU OF THE FISCAL SERVICE	-181,151,436.99
	PREMIUM ON U.S. TREASURY SECURITIES ISSUED BY THE BUREAU OF THE FISCAL SERVICE	39,757,144.12
	AMORTIZATION OF DISCOUNT AND PREMIUM ON U.S. TREASURY SECURITIES ISSUED BY THE BUREAU OF THE FISCAL SERVICE	35,283,057.92
TOTALS		<u>9,063,174,036.33</u>
LIABILITY & EQUITY	CUMULATIVE RESULTS OF OPERATIONS	-8,966,107,823.36
	NET INCOME	-97,066,212.97
TOTALS		<u>-9,063,174,036.33</u>

Oil Spill Liability Trust Fund
Investment Related - Balance Sheet - Unaudited
70X81850 - Oil Spill
FY 2024
November 30, 2023
Period Name: 2024-02

Account Type	Account Description	Ending Balance
ASSETS	FUND BALANCE WITH TREASURY	24,434.17
	INTEREST RECEIVABLE - INVESTMENTS	15,902,054.99
	INVESTMENTS IN U.S TREASURY SECURITIES ISSUED BY THE BUREAU OF THE FISCAL SERVICE	9,153,358,782.12
	DISCOUNT ON U.S. TREASURY SECURITIES ISSUED BY THE BUREAU OF THE FISCAL SERVICE	-181,151,436.99
	PREMIUM ON U.S. TREASURY SECURITIES ISSUED BY THE BUREAU OF THE FISCAL SERVICE	39,757,144.12
	AMORTIZATION OF DISCOUNT AND PREMIUM ON U.S. TREASURY SECURITIES ISSUED BY THE BUREAU OF THE FISCAL SERVICE	35,283,057.92
TOTALS		<u>9,063,174,036.33</u>
LIABILITY & EQUITY	CUMULATIVE RESULTS OF OPERATIONS	-8,966,107,823.36
	NET INCOME	-97,066,212.97
TOTALS		<u>-9,063,174,036.33</u>

Oil Spill Liability Trust Fund
Investment Related - Balance Sheet - Unaudited
70X81851 - Denali
FY 2024
November 30, 2023
Period Name: 2024-02

Account Type	Account Description	Ending Balance
ASSETS	INTEREST RECEIVABLE - INVESTMENTS	125,236.23
	INVESTMENTS IN U.S TREASURY SECURITIES ISSUED BY THE BUREAU OF THE FISCAL SERVICE	181,086,422.88
	DISCOUNT ON U.S. TREASURY SECURITIES ISSUED BY THE BUREAU OF THE FISCAL SERVICE	-893,969.14
	PREMIUM ON U.S. TREASURY SECURITIES ISSUED BY THE BUREAU OF THE FISCAL SERVICE	3,720,287.51
	AMORTIZATION OF DISCOUNT AND PREMIUM ON U.S. TREASURY SECURITIES ISSUED BY THE BUREAU OF THE FISCAL SERVICE	-2,073,359.26
TOTALS		<u>181,964,618.22</u>
LIABILITY & EQUITY	CUMULATIVE RESULTS OF OPERATIONS	-183,510,130.82
	NET INCOME	1,545,512.60
TOTALS		<u>-181,964,618.22</u>

Oil Spill Liability Trust Fund
Investment Related - Balance Sheet - Unaudited
70X81852 - OSRI
FY 2024
November 30, 2023
Period Name: 2024-02

Account Type	Account Description	Ending Balance
ASSETS	INTEREST RECEIVABLE - INVESTMENTS	35,553.21
	INVESTMENTS IN U.S TREASURY SECURITIES ISSUED BY THE BUREAU OF THE FISCAL SERVICE	35,394,783.15
	DISCOUNT ON U.S. TREASURY SECURITIES ISSUED BY THE BUREAU OF THE FISCAL SERVICE	-260,143.03
	PREMIUM ON U.S. TREASURY SECURITIES ISSUED BY THE BUREAU OF THE FISCAL SERVICE	106,203.74
	AMORTIZATION OF DISCOUNT AND PREMIUM ON U.S. TREASURY SECURITIES ISSUED BY THE BUREAU OF THE FISCAL SERVICE	111,191.46
TOTALS		<u>35,387,588.53</u>
LIABILITY & EQUITY	CUMULATIVE RESULTS OF OPERATIONS	-36,075,304.39
	NET INCOME	687,715.86
TOTALS		<u>-35,387,588.53</u>

Oil Spill Liability Trust Fund
Investment Related - Income Statement - Unaudited
70X8185 - Combined
FY 2024
October 1, 2023 through November 30, 2023
Period Name: 2024-02

Revenue Type	USSGL	Ussgl Description	Cost Center	Cost Center Description	Activity	Ending Balance
INCOME	580400	TAX REVENUE COLLECTED - EXCISE	TFMA58044200	EXCISE TAXES	-50,525,000.00	-61,461,000.00
	SUM USSGL				-50,525,000.00	-61,461,000.00
	531100	INTEREST REVENUE - INVESTMENTS - NON EXCHANGE	TFMA53110010	INTEREST ON INVESTMENTS	-28,360,641.28	-57,210,030.82
	SUM USSGL				-28,360,641.28	-57,210,030.82
	532000	PENALTIES AND FINES REVENUE - NON EXCHANGE	TFMA53200100	FINES & PENALTIES (.001), (.003)	-6,764.74	-11,714.74
	SUM USSGL				-6,764.74	-11,714.74
	590000	OTHER REVENUE - EXCHANGE	TFMA59000800	COST RECOVERIES (.004)	-134,227.89	-179,711.65
SUM USSGL				-134,227.89	-179,711.65	
TOTAL					-79,026,633.91	-118,862,457.21
EXPENSES	576500	NONEXPENDITURE FINANCING SOURCES - TRANSFERS-OUT - OTHER	TFMA57652100	TRANSFER TO DENALI COMMISSION	2,322,005.38	2,322,005.38
			TFMA57652700	TRANSFERS TO COAST GUARD - 70X8312	0.00	18,000,000.00
			TFMA57652800	TRANSFERS TO COAST GUARD - 70X8349	1,803,348.48	3,707,467.32
	SUM USSGL				4,125,353.86	24,029,472.70
TOTAL					4,125,353.86	24,029,472.70
Grand Total					-74,901,280.05	-94,832,984.51

Oil Spill Liability Trust Fund
Investment Related - Income Statement - Unaudited
70X81850 - Oil Spill
FY 2024
October 1, 2023 through November 30, 2023
Period Name: 2024-02

Revenue Type	USSGL	Ussgl Description	Cost Center	Cost Center Description	Activity	Ending Balance
INCOME	580400	TAX REVENUE COLLECTED - EXCISE	TFMA58044200	EXCISE TAXES	-50,525,000.00	-61,461,000.00
	SUM USSGL				-50,525,000.00	-61,461,000.00
	531100	INTEREST REVENUE - INVESTMENTS - NON EXCHANGE	TFMA53110010	INTEREST ON INVESTMENTS	-27,908,444.57	-56,292,197.25
	SUM USSGL				-27,908,444.57	-56,292,197.25
	532000	PENALTIES AND FINES REVENUE - NON EXCHANGE	TFMA53200100	FINES & PENALTIES (.001), (.003)	-6,764.74	-11,714.74
	SUM USSGL				-6,764.74	-11,714.74
	590000	OTHER REVENUE - EXCHANGE	TFMA59000800	COST RECOVERIES (.004)	-134,227.89	-179,711.65
SUM USSGL				-134,227.89	-179,711.65	
TOTAL					-78,574,437.20	-117,944,623.64
EXPENSES	576500	NONEXPENDITURE FINANCING SOURCES - TRANSFERS-OUT - OTHER	TFMA57652700	TRANSFERS TO COAST GUARD - 70X8312	0.00	18,000,000.00
			TFMA57652800	TRANSFERS TO COAST GUARD - 70X8349	974,291.83	2,878,410.67
	SUM USSGL				974,291.83	20,878,410.67
TOTAL					974,291.83	20,878,410.67
Grand Total					-77,600,145.37	-97,066,212.97

Oil Spill Liability Trust Fund
Investment Related - Income Statement - Unaudited
70X81851 - Denali
FY 2024
October 1, 2023 through November 30, 2023
Period Name: 2024-02

Revenue Type	USSGL	Ussgl Description	Cost Center	Cost Center Description	Activity	Ending Balance
INCOME	531100	INTEREST REVENUE - INVESTMENTS - NON	TFMA53110010	INTEREST ON INVESTMENTS	-381,674.66	-776,492.78
	SUM USSGL	EXCHANGE				
					-381,674.66	-776,492.78
TOTAL						
					-381,674.66	-776,492.78
EXPENSES	576500	NONEXPENDITURE FINANCING SOURCES -	TFMA57652100	TRANSFER TO DENALI COMMISSION	2,322,005.38	2,322,005.38
	SUM USSGL	TRANSFERS-OUT - OTHER				
					2,322,005.38	2,322,005.38
TOTAL						
					2,322,005.38	2,322,005.38
Grand Total					1,940,330.72	1,545,512.60

Oil Spill Liability Trust Fund
Investment Related - Income Statement - Unaudited
70X81852 - OSRI
FY 2024
October 1, 2023 through November 30, 2023
Period Name: 2024-02

Revenue Type	USSGL	Ussgl Description	Cost Center	Cost Center Description	Activity	Ending Balance
INCOME	531100	INTEREST REVENUE - INVESTMENTS - NON EXCHANGE	TFMA53110010	INTEREST ON INVESTMENTS	-70,522.05	-141,340.79
	SUM USSGL				-70,522.05	-141,340.79
TOTAL					-70,522.05	-141,340.79
EXPENSES	576500	NONEXPENDITURE FINANCING SOURCES - TRANSFERS-OUT - OTHER	TFMA57652800	TRANSFERS TO COAST GUARD - 70X8349	829,056.65	829,056.65
	SUM USSGL				829,056.65	829,056.65
TOTAL					829,056.65	829,056.65
Grand Total					758,534.60	687,715.86

Oil Spill Liability Trust Fund
Monthly Transaction Activity
70X8185 - Combined
FY 2024
November 2023
Period Name: 2024-02

TRANSACTION CODE	DESCRIPTION	MANDATORY/DISCRETIONARY	BFY	PERIOD	POSTED DATE	AMOUNT
TFMA53200100	FINES & PENALTIES (.001), (.003)	DN	2024	2024-02	11/03/2023	-600.00
TFMA53200100	FINES & PENALTIES (.001), (.003)	DN	2024	2024-02	11/09/2023	-1,250.00
TFMA53200100	FINES & PENALTIES (.001), (.003)	DN	2024	2024-02	11/20/2023	-547.26
TFMA53200100	FINES & PENALTIES (.001), (.003)	DN	2024	2024-02	11/24/2023	-3,468.17
TFMA53200100	FINES & PENALTIES (.001), (.003)	DN	2024	2024-02	12/01/2023	-899.31
TFMA53200100	FINES & PENALTIES (.001), (.003)	Subtotal				-6,764.74
Total						-6,764.74
TFMA57652100	TRANSFER TO DENALI COMMISSION	DN	2024	2024-02	11/15/2023	2,322,005.38
TFMA57652100	TRANSFER TO DENALI COMMISSION	Subtotal				2,322,005.38
Total						2,322,005.38
TFMA57652800	TRANSFERS TO COAST GUARD - 70X8349	DN	2024	2024-02	11/03/2023	17,097.05
TFMA57652800	TRANSFERS TO COAST GUARD - 70X8349	DN	2024	2024-02	11/09/2023	1,209,784.40
TFMA57652800	TRANSFERS TO COAST GUARD - 70X8349	DN	2024	2024-02	11/15/2023	-829,056.65
TFMA57652800	TRANSFERS TO COAST GUARD - 70X8349	DN	2024	2024-02	11/15/2023	829,056.65
TFMA57652800	TRANSFERS TO COAST GUARD - 70X8349	DN	2024	2024-02	11/20/2023	456,810.06
TFMA57652800	TRANSFERS TO COAST GUARD - 70X8349	DN	2024	2024-02	11/24/2023	85,009.69
TFMA57652800	TRANSFERS TO COAST GUARD - 70X8349	DN	2024	2024-02	12/01/2023	34,647.28
TFMA57652800	TRANSFERS TO COAST GUARD - 70X8349	Subtotal				1,803,348.48
Total						1,803,348.48
TFMA58044200	EXCISE TAXES	DN	2024	2024-02	11/08/2023	-24,164,000.00
TFMA58044200	EXCISE TAXES	DN	2024	2024-02	11/27/2023	-26,361,000.00
TFMA58044200	EXCISE TAXES	Subtotal				-50,525,000.00
Total						-50,525,000.00
TFMA59000800	COST RECOVERIES (.004)	DN	2024	2024-02	11/20/2023	-16,826.52
TFMA59000800	COST RECOVERIES (.004)	DN	2024	2024-02	11/24/2023	-59,219.23
TFMA59000800	COST RECOVERIES (.004)	DN	2024	2024-02	12/01/2023	-58,182.14
TFMA59000800	COST RECOVERIES (.004)	Subtotal				-134,227.89
Total						-134,227.89
Grand Total						-46,540,638.77

Oil Spill Liability Trust Fund
Monthly Transaction Activity
70X81850 - Oil Spill
FY 2024
November 2023
Period Name: 2024-02

TRANSACTION CODE	DESCRIPTION	MANDATORY/DISCRETIONARY	BFY	PERIOD	POSTED DATE	AMOUNT
TFMA53200100	FINES & PENALTIES (.001), (.003)	DN	2024	2024-02	11/03/2023	-600.00
TFMA53200100	FINES & PENALTIES (.001), (.003)	DN	2024	2024-02	11/09/2023	-1,250.00
TFMA53200100	FINES & PENALTIES (.001), (.003)	DN	2024	2024-02	11/20/2023	-547.26
TFMA53200100	FINES & PENALTIES (.001), (.003)	DN	2024	2024-02	11/24/2023	-3,468.17
TFMA53200100	FINES & PENALTIES (.001), (.003)	DN	2024	2024-02	12/01/2023	-899.31
TFMA53200100	FINES & PENALTIES (.001), (.003)	Subtotal				-6,764.74
Total						-6,764.74
TFMA57652800	TRANSFERS TO COAST GUARD - 70X8349	DN	2024	2024-02	11/03/2023	17,097.05
TFMA57652800	TRANSFERS TO COAST GUARD - 70X8349	DN	2024	2024-02	11/09/2023	1,209,784.40
TFMA57652800	TRANSFERS TO COAST GUARD - 70X8349	DN	2024	2024-02	11/15/2023	-829,056.65
TFMA57652800	TRANSFERS TO COAST GUARD - 70X8349	DN	2024	2024-02	11/20/2023	456,810.06
TFMA57652800	TRANSFERS TO COAST GUARD - 70X8349	DN	2024	2024-02	11/24/2023	85,009.69
TFMA57652800	TRANSFERS TO COAST GUARD - 70X8349	DN	2024	2024-02	12/01/2023	34,647.28
TFMA57652800	TRANSFERS TO COAST GUARD - 70X8349	Subtotal				974,291.83
Total						974,291.83
TFMA58044200	EXCISE TAXES	DN	2024	2024-02	11/08/2023	-24,164,000.00
TFMA58044200	EXCISE TAXES	DN	2024	2024-02	11/27/2023	-26,361,000.00
TFMA58044200	EXCISE TAXES	Subtotal				-50,525,000.00
Total						-50,525,000.00
TFMA59000800	COST RECOVERIES (.004)	DN	2024	2024-02	11/20/2023	-16,826.52
TFMA59000800	COST RECOVERIES (.004)	DN	2024	2024-02	11/24/2023	-59,219.23
TFMA59000800	COST RECOVERIES (.004)	DN	2024	2024-02	12/01/2023	-58,182.14
TFMA59000800	COST RECOVERIES (.004)	Subtotal				-134,227.89
Total						-134,227.89
Grand Total						-49,691,700.80

Oil Spill Liability Trust Fund
Monthly Transaction Activity
70X81851 - Denali
FY 2024
November 2023
Period Name: 2024-02

TRANSACTION CODE	DESCRIPTION	MANDATORY/DISCRETIONARY	BFY	PERIOD	POSTED DATE	AMOUNT
TFMA57652100	TRANSFER TO DENALI COMMISSION	DN	2024	2024-02	11/15/2023	2,322,005.38
TFMA57652100	TRANSFER TO DENALI COMMISSION	Subtotal				2,322,005.38
Total						2,322,005.38
Grand Total						2,322,005.38

Oil Spill Liability Trust Fund
Monthly Transaction Activity
70X81852 - OSRI
FY 2024
November 2023
Period Name: 2024-02

TRANSACTION CODE	DESCRIPTION	MANDATORY/DISCRETIONARY	BFY	PERIOD	POSTED DATE	AMOUNT
TFMA57652800	TRANSFERS TO COAST GUARD - 70X8349	DN	2024	2024-02	11/15/2023	829,056.65
TFMA57652800	TRANSFERS TO COAST GUARD - 70X8349	Subtotal				829,056.65
Total						829,056.65
Grand Total						829,056.65

Oil Spill Liability Trust Fund

70X8185

November 2023

Footnotes

(1) Summary of Significant Accounting Policies

(a) Reporting Entity

The accompanying Balance Sheet of the Oil Spill Liability Trust Fund and related Income Statement pertain to the aspects of the Oil Spill Liability Trust Fund that is serviced by the Funds Management Branch (FMB) of the Bureau of the Fiscal Service (Fiscal Service) of the U.S. Department of the Treasury (Treasury). The Oil Spill Liability Trust Fund was created by legislation enacted by the U.S. Congress.

FMB acts as a service organization which processes receipts, disbursements, and transfers related to the Oil Spill Liability Trust Fund based upon information received and recorded by FMB from Treasury's Office of Tax Analysis (OTA) and the Internal Revenue Service (IRS), and the program agency responsible for the trust fund activity, Treasury's Bureau of the Fiscal Service (Fiscal Service), and other Treasury bureaus. As part of its functions, Fiscal Service also manages the investments, maintains related accounting records and supporting documentation, and reports financial activity. The financial activity reported in the accompanying Balance Sheet and Income Statement is limited to the activities performed by FMB.

The program agency is responsible for administering, regulating, and monitoring the program activities funded by the trust fund. The program agency makes all decisions regarding dispositions from the trust funds. As such, the Balance Sheet and Income Statement do not include information regarding the ultimate disposition of amounts transferred from the trust fund to the program agency.

The program agency is responsible for reporting on the financial position of the trust fund. As such, the financial position of the trust fund in the program agency's records may differ from what has been illustrated in the accompanying Balance Sheet and Income Statement.

(b) Basis of Presentation

The Balance Sheet and Income Statement have been prepared to report the assets and liabilities of the trust funds under the function performed by FMB, and the related activity, in accordance with the measurement and criteria discussed below.

(c) Basis of Accounting

The Investments on the Balance Sheet, and Interest Revenue on Investments reported on the Income Statement, are reported using the accrual basis of accounting. All other accounts and activity reported on the Balance Sheet, and Income Statement, are reported on the cash basis.

(d) Fund Balance with Treasury

The Trust Fund does not maintain cash in commercial bank accounts. Treasury processes cash receipts and disbursements. Fund Balance with Treasury represents net revenue, disposition of revenue, and investment activity. Fund balance with Treasury is reported based on the balance reported by the Fiscal Service's Government-wide Accounting and Reporting Modernization Project (GWA) Account Statement and reconciling transactions identified and recorded by FMB.

(e) Interest Receivables

Interest receivables are calculated and reported by FMB based on the investment terms received and recorded by FMB from Fiscal Service's Federal Investments & Borrowings Branch (FIBB) in the investment confirmations and monthly statements of account.

(f) Investments

Pursuant to authorizing legislation, the Secretary of the Treasury shall invest, at the direction of the program agencies, such portion of the trust fund balances as is not, in the judgment of the program agencies, necessary to meet current withdrawals. Such investments shall be in non-marketable par value or non-marketable market-based securities as authorized by legislation. Par value securities are special issue bonds or certificates of indebtedness that bear interest determined by legislation or the Treasury. Market-based securities are Treasury securities that are not traded on any securities exchange, but mirror the prices of marketable securities with similar terms. Both par value and market-based securities are issued and redeemed by FIBB.

FMB follows Treasury fiscal investment policy guidelines. FMB determines the term of the securities purchased based on direction provided by the program agency. The securities are acquired and held in the name of the Secretary of the Treasury for the trust fund. The interest on and proceeds from the sale or redemption of any security held for the trust fund is credited to the trust fund. Investments are selected for liquidation based on the following order: earliest maturity date, lowest prevailing interest rate, and first security in first security out.

Investments are calculated and reported at net cost based on the cost and premium/discount amounts reported to FMB in the investment confirmations and monthly statements of account received from FIBB.

Link to Fiscal Service's Federal Investment Branch Investment Statement of Account: [FIBB Investment Account Statement](#)

[FIB Investment Account Statement](#)

(g) Equity

Equity is calculated and reported by FMB based on the assets of the trust fund. Equity is calculated as the difference between Total Assets and Total Liabilities.

(h) Interest Revenue

Interest revenue is reported based on the amounts received and recorded by FMB from FIB in the monthly statements of account and accrued interest and amortization calculated by FMB. Amortization of any premiums and discounts on investments is calculated and reported by FMB based on the investment terms reported to FMB by FIBB using the straight-line method for investments with a term equal to or less than one year and using the level yield method which approximates the interest method for investments with a term of greater than one year.

As stated above in (c) Basis of Accounting, the Investments on the Balance Sheet and Interest Revenue on Investments reported on the Income Statement are reported using the accrual basis of accounting. The following amounts represent cash basis interest earnings for the current month and the current fiscal year to date.

	<u>Current Month</u>	<u>Fiscal Year-to-Date</u>
70X8185	\$23,893,825.05	\$66,333,475.83

Oil Spill Liability Trust Fund
70X8185
November 2023
Footnotes

70X81851	\$1,707,235.38	\$1,908,945.76
70X81852	\$402,422.53	\$404,399.35
	\$26,003,482.96	\$68,646,820.94

(i) Revenues

Pursuant to authorizing legislation, revenue activity recorded in the trust funds consists primarily of interest, penalties, fines, administrative fees, transfers in from program agencies, tax revenues, tax adjustments, tax refunds, premiums, cost recoveries, and other income, which are transferred from the General Fund of the Treasury or from program agencies to the Trust Funds.

Penalties, fines, administrative fees, transfers in from program agencies, premiums, cost recoveries, and other income are reported based on the amounts received and recorded by FMB from Fiscal Service and the program agencies responsible for the respective trust fund activity.

Tax revenues, tax adjustments, and tax refunds are reported based on the amounts received and recorded by FMB from the OTA, IRS, Fiscal Service, and/or U.S. Customs and Border Protection. OTA estimates the tax revenues each month based on projected tax receipts and provides the estimates to Fiscal Service. Fiscal Service transfers the amount of estimated taxes to the trust fund accounts. The IRS or program agencies generally certify the tax revenues within two quarters after the taxes are estimated (i.e., 1st quarter estimate is certified in the 3rd quarter) and provide this certification to Fiscal Service. Fiscal Service calculates the tax adjustment as the difference between the taxes estimated by OTA and taxes certified by the IRS/program agencies and adjusts the trust fund accounts accordingly. Fiscal Service reports the tax adjustments to FMB. As a result of the timing of the certifications, the Income Statement includes certified tax revenues (i.e. actual tax revenues) for the first three quarters of the fiscal year and estimated tax revenues for the last quarter of the fiscal year.

(j) Transfers to Program Agencies

Dispositions from the Trust Fund are made in accordance with the authorizing legislation to the program agency, which is responsible for the ultimate disposition of such funds, to cover program administration and related costs as defined by law. Transfers to program agencies are calculated and reported based on the disbursement request amounts received and recorded by FMB from the program agency responsible for the respective trust fund activity and the disbursement amounts returned and recorded by FMB from the program agencies responsible for the respective trust fund activity.

(k) Reimbursements to Treasury Bureaus and the General Fund (Operating Expenses/Program Costs)

In the case of the Oil Spill Liability Trust Fund, Fiscal Service is authorized by law to receive direct reimbursement from the trust funds for certain administrative expenses (operating expenses/program costs). Also, the Secretary of the Treasury is directed by law to charge trust funds to reimburse the General Fund for administrative expenses incurred by other Treasury bureaus in performing activities related to administering the trust funds. These reimbursement amounts are determined by Treasury based on its assessment of the estimated cost of the services provided. Reimbursements to Treasury bureaus and the General Fund are reported based on the disbursement request amounts received and recorded by FMB from various Treasury bureaus, including the Fiscal Service.

(2) Related Parties

FMB, on behalf of the Secretary of the Treasury, compiles amounts deposited into the trust fund, invests receipts in Treasury securities, redeems securities and transfers funds to the program agency, maintains accounting records for receipts and disbursements of the trust fund, and reports trust fund financial activity to the program agencies and other interested parties. The program agency, OTA, IRS, and/or Fiscal Service determine the amounts to be deposited in the trust fund. The program agency determines the disposition of the trust fund balances.